

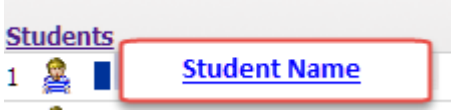
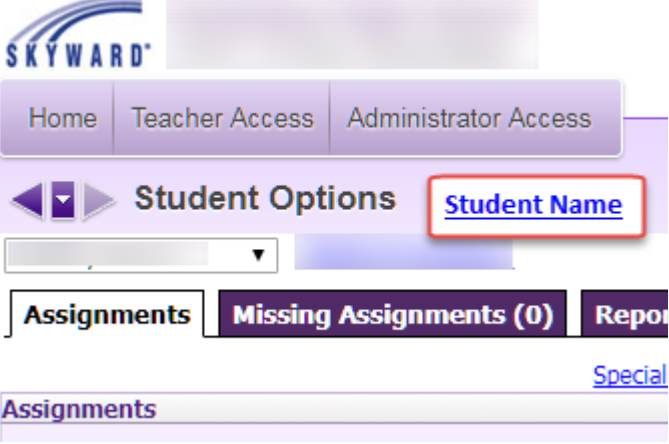
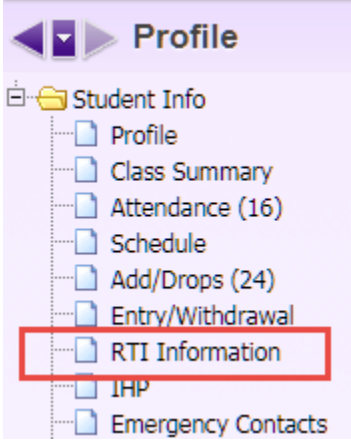


Kankakee School District 111 – Kankakee, Illinois Skyward

<p>Log into your Skyward Gradebook and click on Teacher Access.</p>	
<p>Click on My Gradebook and then select Gradebook or Standards Gradebook.</p>	
<p>When the list of your students appear, select the students name.</p>	
<p>A new screen will appear. Select the Student Name hyperlink.</p>	
<p>The students Profile will appear. Click on the RTI Information link on the left side of the page.</p>	

Kankakee School District 111 – Kankakee, Illinois Skyward

Student Name ▾

Grade: ▾

Watch List Flags

Code	Criteria Type	Description
04	ATT	Attendance
05	TAR	Tardies

Print RtI Plan

Team Referrals

This student has no Team Referrals.

** Indicates that Intervention is linked to a Team Referral*

Student Interventions

This student has no Interventions.

Add Referral

Add Intervention

The **RTI/MTSS** screen will appear. If a student had Referrals or Interventions, you would see them listed here. Click the **Add Intervention** button to begin your process.

Kankakee School District 111 – Kankakee, Illinois Skyward

Add Student Interventions Detail

 Back

Student Information
 Student: StudeNam000 Student, Name

Intervention Details

☐ Instructional Strategy

Entity: 123 - Entity Number and Name

* Criteria Type: ▼

* Criteria Group: ▼

* Begin Date: 11/08/2017 Wednesday

End Date: ▼

* Tier: 1

Status: Open

Intervention: ▼

Explanation: ▼

Provider: ▼

Intervention Frequency: ▼

Duration: ▼

Notes: ▼

Student Strengths: ▼

Student Weaknesses: ▼

Results: ▼

* Referral Person: TeachNam000

Teacher, Name

Save

Save And Add New Intervention

Save And Create Rtl Meetings

Defaults

Progress Monitoring

* Goal: ▼

Monitoring Frequency: ▼

Assessment Tool: ▼

Points Possible: ▼

Initial Score: ▼

Initial Target Value: ▼

Goal Notes: ▼

Goal Status: Active

Asterisk (*) denotes a required field

A new window will appear. There are several fields that need to be filled out.

Revised: 11/15/2017

RTI/MTSS Interventions – Page: 3

Joel D. Margliano

Kankakee School District 111 – Kankakee, Illinois Skyward

The first area is the **Criteria Type**. You can click on the drop-down arrow or click on the **Criteria Type** link to view the codes.

Intervention Details

☐ Instructional

Entity: 501 - Kankakee

* Criteria Type: ▼

Criteria Type Codes

Views: General ▼ Filters: *Skyward Default ▼

Code ▲	Description
ATN	Attendance
CAT	Student Categories
DAT	Discipline Actions
DIS	Discipline Offenses
ECR	Earned Credits
ELL	English Language Learner
ETR	Entry Record

Select
[Back](#)

If you click on the link, the list of **Criteria Type Codes** will appear. Highlight the **Criteria Type Code** you want and click the **Select** button.

When you select the **Criteria Type**, it will populate the **Criteria Group** area. You can select the drop-down arrow or the link to access the **Criteria Groups**.

* Criteria Group: ▼

Criteria Groups

Views: General ▼ Filters: *Skyward Default ▼

Code ▲	Description
▶ ATT	Attendance
▶ BEH	Behavior Interventions
▶ MAT	Math Interventions
▶ REA	Reading Interventions
▶ SPL	Speech/Language Interventions

Select
[View](#)

The **Criteria Groups** will appear. You can select any of the three areas. If you click on the arrow next to the **Criteria Group**, you can view the Intervention Areas.

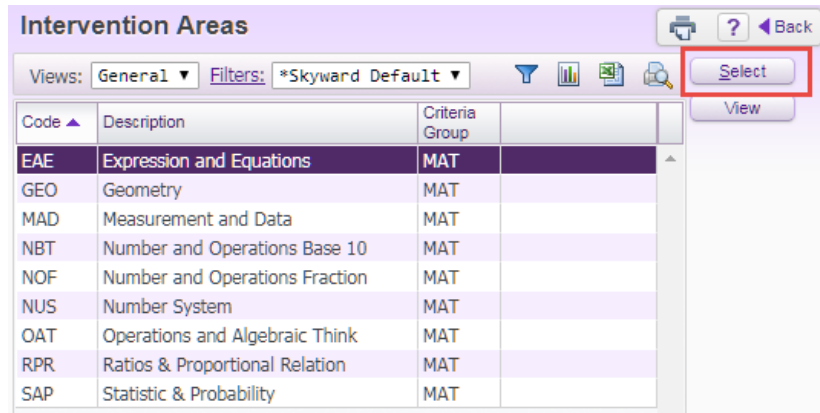
Kankakee School District 111 – Kankakee, Illinois Skyward

After you have selected the **Criteria Group**, you will need to select the **Intervention Area**. Click on the arrow or link to access this area.



* Area: [dropdown arrow]
End Date: [calendar icon] [text field]

A new window will appear. Click on the Intervention area you would like to use and then click the **Select** button.



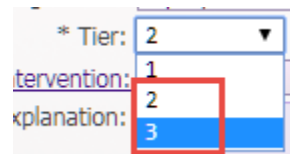
Intervention Areas

Views: General Filters: *Skyward Default

Code	Description	Criteria Group
EAE	Expression and Equations	MAT
GEO	Geometry	MAT
MAD	Measurement and Data	MAT
NBT	Number and Operations Base 10	MAT
NOF	Number and Operations Fraction	MAT
NUS	Number System	MAT
OAT	Operations and Algebraic Think	MAT
RPR	Ratios & Proportional Relation	MAT
SAP	Statistic & Probability	MAT

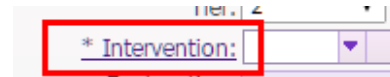
Select View

For interventions, you need select **Tier 2** or **Tier 3**. This will populate the **Intervention** area that is below.

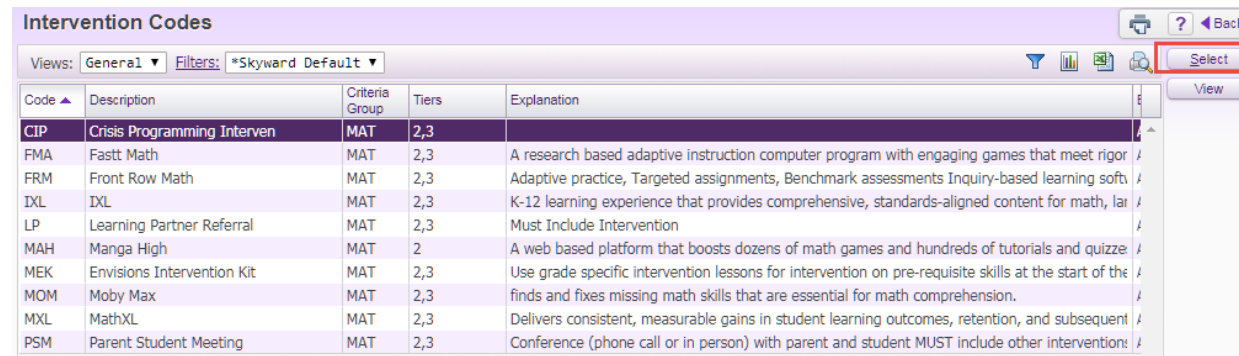


* Tier: [dropdown arrow]
Intervention: [dropdown arrow]
Explanation: [dropdown arrow]

The next area is the **Intervention**. You can select the drop-down arrow or the link.



* Intervention: [dropdown arrow]



Intervention Codes


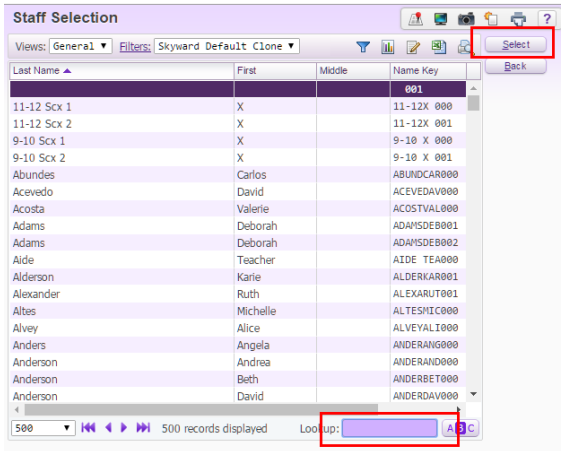

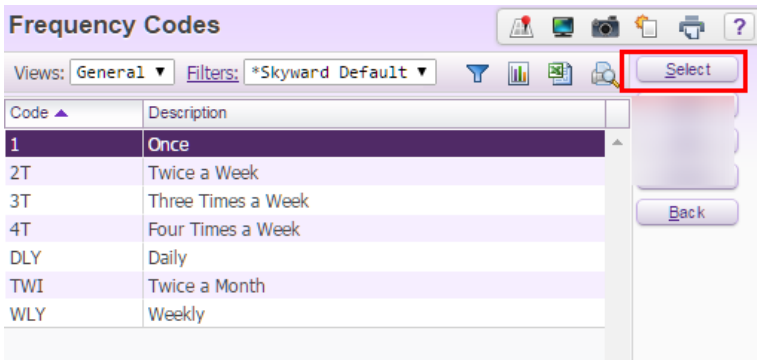
Views: General Filters: *Skyward Default

Code	Description	Criteria Group	Tiers	Explanation
CIP	Crisis Programming Interven	MAT	2,3	
FMA	Fastt Math	MAT	2,3	A research based adaptive instruction computer program with engaging games that meet rigor
FRM	Front Row Math	MAT	2,3	Adaptive practice, Targeted assignments, Benchmark assessments Inquiry-based learning soft
IXL	IXL	MAT	2,3	K-12 learning experience that provides comprehensive, standards-aligned content for math, la
LP	Learning Partner Referral	MAT	2,3	Must Include Intervention
MAH	Manga High	MAT	2	A web based platform that boosts dozens of math games and hundreds of tutorials and quize
MEK	Envisions Intervention Kit	MAT	2,3	Use grade specific intervention lessons for intervention on pre-requisite skills at the start of the
MOM	Moby Max	MAT	2,3	finds and fixes missing math skills that are essential for math comprehension.
MXL	MathXL	MAT	2,3	Delivers consistent, measurable gains in student learning outcomes, retention, and subsequent
PSM	Parent Student Meeting	MAT	2,3	Conference (phone call or in person) with parent and student MUST include other intervention

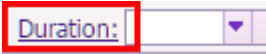
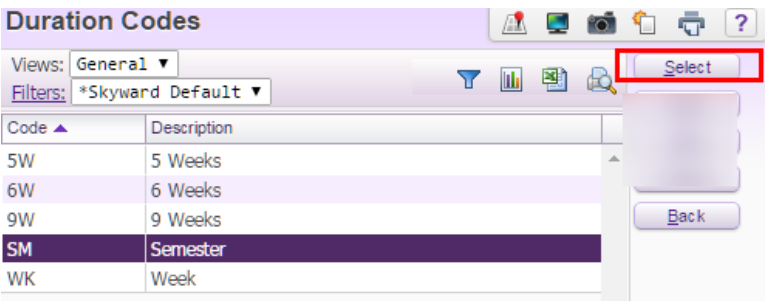
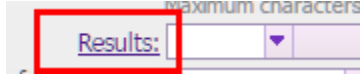
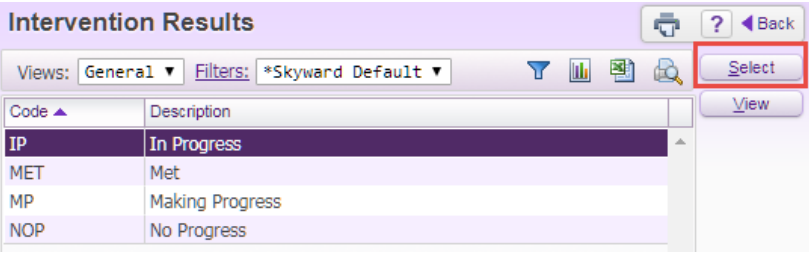
Select View

The **Intervention Codes** are determined by the Intervention area you selected. Highlight the **Intervention Code** you want and click the **Select** button.

Kankakee School District 111 – Kankakee, Illinois Skyward

<p>* Intervention: MOM ▼ Moby Max</p> <p>Explanation: finds and fixes missing math skills that are essential for math comprehension.</p>	
<p>The Explanation area allows you to type in all of the details.</p>	
<p>The Provider area allows you to type in your name.</p>	
<p>You can do a name lookup, search the list or type in your name.</p> <p>****NOTE**** You should only type the first 5 letters of your last name and the first 3 letters of your first name to try and find your name.</p>	
<p>The next area is the Intervention Frequency. You can select the drop-down arrow or the link.</p>	
<p>Highlight the Frequency Code and click the Select button.</p>	

Kankakee School District 111 – Kankakee, Illinois Skyward

<p>The next area is the Duration. You can select the drop-down arrow or the link.</p>	
<p>Highlight the Duration Code and click the Select button.</p>	
<div style="background-color: #f0f0f0; padding: 10px;"> <p>Notes: <input style="width: 90%;" type="text"/></p> <p style="font-size: small;">Maximum characters: 2000, Remaining characters: 2000</p> <p>Student Strengths: <input style="width: 90%;" type="text"/></p> <p style="font-size: small;">Maximum characters: 2000, Remaining characters: 2000</p> <p>Student Weaknesses: <input style="width: 90%;" type="text"/></p> <p style="font-size: small;">Maximum characters: 2000, Remaining characters: 2000</p> </div>	
<p>In the Notes area, Student Strengths, and Student Weaknesses, you have up to 2000 characters that you can add. Please be specific in each of these areas.</p>	
<p>The next area is the Results. You can select the drop-down arrow or the link.</p>	
<p>Highlight the Intervention Results and click the Select button.</p>	

Kankakee School District 111 – Kankakee, Illinois Skyward

The **Referral Person** will automatically enter your name in. If you want to change this, you can select a name from the directory list.

* Referral Person: MARGLJOE000 ▼ Margliano Joel

Progress Monitoring

* Goal: ▼ Monitoring Frequency: ▼

Assessment Tool: ▼ Points Possible: ▼

Initial Score: ▼ Target Value: ▼

Goal Notes:

Maximum characters: 2000, Remaining characters: 2000

Goal Status: Active ▼

Asterisk (*) denotes a required field

The **Progress Monitoring** area is filled out the similar to the above section. Each area needs to be completed and the selections are generated by the areas you select.

Select the **Goal** from the drop-down or the link area.

* Goal: ▼

Highlight the **Intervention Goals** and click the **Select** button.

Intervention Goals

Views: General ▼ Filters: *Skyward Default ▼

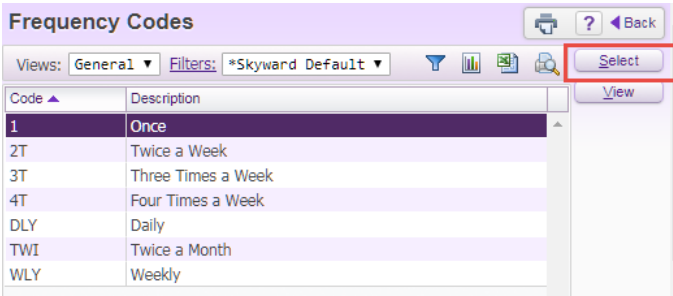

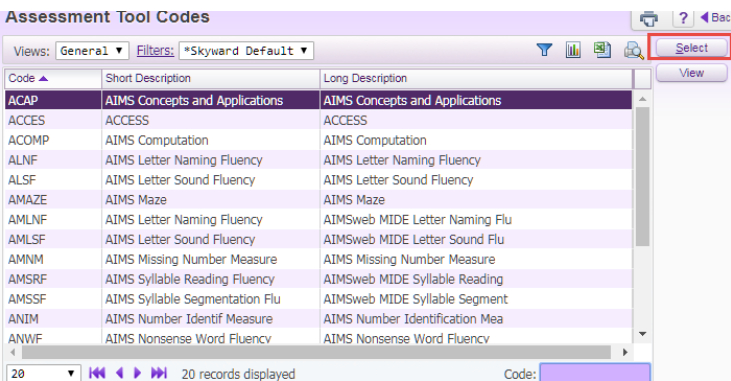
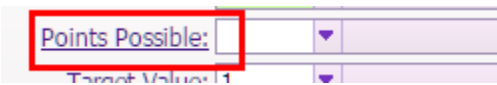
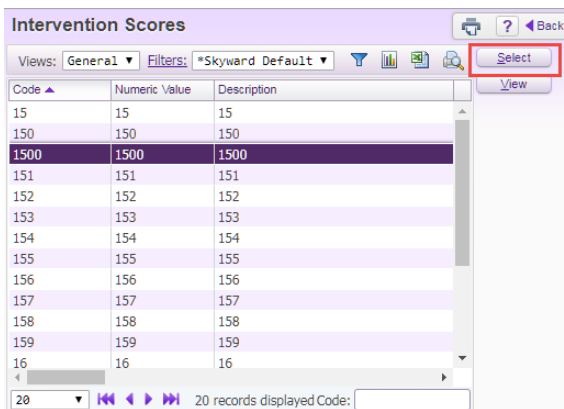

Code ▲	Description
IMB	Improve Behavior
IMM	Improve Math
IMO	Improve Organization
IMR	Improve Reading
IMT	Improve Time Management
IMW	Improve Writing

Select View

Select the **Monitoring Frequency** from the drop-down or the link area.

Monitoring Frequency: ▼

Kankakee School District 111 – Kankakee, Illinois Skyward

Highlight the Intervention Goals and click the Select button.	 <p>The screenshot shows the 'Frequency Codes' window with a table of codes and descriptions. The 'Select' button in the top right corner is highlighted with a red box.</p> <table border="1"><thead><tr><th>Code</th><th>Description</th></tr></thead><tbody><tr><td>1</td><td>Once</td></tr><tr><td>2T</td><td>Twice a Week</td></tr><tr><td>3T</td><td>Three Times a Week</td></tr><tr><td>4T</td><td>Four Times a Week</td></tr><tr><td>DLY</td><td>Daily</td></tr><tr><td>TWI</td><td>Twice a Month</td></tr><tr><td>WLY</td><td>Weekly</td></tr></tbody></table>	Code	Description	1	Once	2T	Twice a Week	3T	Three Times a Week	4T	Four Times a Week	DLY	Daily	TWI	Twice a Month	WLY	Weekly																										
Code	Description																																										
1	Once																																										
2T	Twice a Week																																										
3T	Three Times a Week																																										
4T	Four Times a Week																																										
DLY	Daily																																										
TWI	Twice a Month																																										
WLY	Weekly																																										
Select the Assessment Tool from the drop-down or the link area.	 <p>The screenshot shows a form field for 'Assessment Tool:' with a dropdown arrow. The label is highlighted with a red box.</p>																																										
Highlight the Assessment Tool Codes and click the Select button	 <p>The screenshot shows the 'Assessment Tool Codes' window with a table of codes, short descriptions, and long descriptions. The 'Select' button in the top right corner is highlighted with a red box.</p> <table border="1"><thead><tr><th>Code</th><th>Short Description</th><th>Long Description</th></tr></thead><tbody><tr><td>ACAP</td><td>AIMS Concepts and Applications</td><td>AIMS Concepts and Applications</td></tr><tr><td>ACCESS</td><td>ACCESS</td><td>ACCESS</td></tr><tr><td>ACOMP</td><td>AIMS Computation</td><td>AIMS Computation</td></tr><tr><td>ALNF</td><td>AIMS Letter Naming Fluency</td><td>AIMS Letter Naming Fluency</td></tr><tr><td>ALSF</td><td>AIMS Letter Sound Fluency</td><td>AIMS Letter Sound Fluency</td></tr><tr><td>AMAZE</td><td>AIMS Maze</td><td>AIMS Maze</td></tr><tr><td>AMLNF</td><td>AIMS Letter Naming Fluency</td><td>AIMSweb MIIDE Letter Naming Flu</td></tr><tr><td>AMLSF</td><td>AIMS Letter Sound Fluency</td><td>AIMSweb MIIDE Letter Sound Flu</td></tr><tr><td>AMNM</td><td>AIMS Missing Number Measure</td><td>AIMS Missing Number Measure</td></tr><tr><td>AMSRF</td><td>AIMS Syllable Reading Fluency</td><td>AIMSweb MIIDE Syllable Reading</td></tr><tr><td>AMSSF</td><td>AIMS Syllable Segmentation Flu</td><td>AIMSweb MIIDE Syllable Segment</td></tr><tr><td>ANIM</td><td>AIMS Number Identif Measure</td><td>AIMS Number Identification Mea</td></tr><tr><td>ANWF</td><td>AIMS Nonsense Word Fluency</td><td>AIMS Nonsense Word Fluency</td></tr></tbody></table>	Code	Short Description	Long Description	ACAP	AIMS Concepts and Applications	AIMS Concepts and Applications	ACCESS	ACCESS	ACCESS	ACOMP	AIMS Computation	AIMS Computation	ALNF	AIMS Letter Naming Fluency	AIMS Letter Naming Fluency	ALSF	AIMS Letter Sound Fluency	AIMS Letter Sound Fluency	AMAZE	AIMS Maze	AIMS Maze	AMLNF	AIMS Letter Naming Fluency	AIMSweb MIIDE Letter Naming Flu	AMLSF	AIMS Letter Sound Fluency	AIMSweb MIIDE Letter Sound Flu	AMNM	AIMS Missing Number Measure	AIMS Missing Number Measure	AMSRF	AIMS Syllable Reading Fluency	AIMSweb MIIDE Syllable Reading	AMSSF	AIMS Syllable Segmentation Flu	AIMSweb MIIDE Syllable Segment	ANIM	AIMS Number Identif Measure	AIMS Number Identification Mea	ANWF	AIMS Nonsense Word Fluency	AIMS Nonsense Word Fluency
Code	Short Description	Long Description																																									
ACAP	AIMS Concepts and Applications	AIMS Concepts and Applications																																									
ACCESS	ACCESS	ACCESS																																									
ACOMP	AIMS Computation	AIMS Computation																																									
ALNF	AIMS Letter Naming Fluency	AIMS Letter Naming Fluency																																									
ALSF	AIMS Letter Sound Fluency	AIMS Letter Sound Fluency																																									
AMAZE	AIMS Maze	AIMS Maze																																									
AMLNF	AIMS Letter Naming Fluency	AIMSweb MIIDE Letter Naming Flu																																									
AMLSF	AIMS Letter Sound Fluency	AIMSweb MIIDE Letter Sound Flu																																									
AMNM	AIMS Missing Number Measure	AIMS Missing Number Measure																																									
AMSRF	AIMS Syllable Reading Fluency	AIMSweb MIIDE Syllable Reading																																									
AMSSF	AIMS Syllable Segmentation Flu	AIMSweb MIIDE Syllable Segment																																									
ANIM	AIMS Number Identif Measure	AIMS Number Identification Mea																																									
ANWF	AIMS Nonsense Word Fluency	AIMS Nonsense Word Fluency																																									
Select the Points Possible from the drop-down or the link area.	 <p>The screenshot shows a form field for 'Points Possible:' with a dropdown arrow. The label is highlighted with a red box.</p>																																										
Highlight the Intervention Scores and click the Select button	 <p>The screenshot shows the 'Intervention Scores' window with a table of codes, numeric values, and descriptions. The 'Select' button in the top right corner is highlighted with a red box.</p> <table border="1"><thead><tr><th>Code</th><th>Numeric Value</th><th>Description</th></tr></thead><tbody><tr><td>15</td><td>15</td><td>15</td></tr><tr><td>150</td><td>150</td><td>150</td></tr><tr><td>1500</td><td>1500</td><td>1500</td></tr><tr><td>151</td><td>151</td><td>151</td></tr><tr><td>152</td><td>152</td><td>152</td></tr><tr><td>153</td><td>153</td><td>153</td></tr><tr><td>154</td><td>154</td><td>154</td></tr><tr><td>155</td><td>155</td><td>155</td></tr><tr><td>156</td><td>156</td><td>156</td></tr><tr><td>157</td><td>157</td><td>157</td></tr><tr><td>158</td><td>158</td><td>158</td></tr><tr><td>159</td><td>159</td><td>159</td></tr><tr><td>16</td><td>16</td><td>16</td></tr></tbody></table>	Code	Numeric Value	Description	15	15	15	150	150	150	1500	1500	1500	151	151	151	152	152	152	153	153	153	154	154	154	155	155	155	156	156	156	157	157	157	158	158	158	159	159	159	16	16	16
Code	Numeric Value	Description																																									
15	15	15																																									
150	150	150																																									
1500	1500	1500																																									
151	151	151																																									
152	152	152																																									
153	153	153																																									
154	154	154																																									
155	155	155																																									
156	156	156																																									
157	157	157																																									
158	158	158																																									
159	159	159																																									
16	16	16																																									
Select the Initial Score from the drop-down or the link area.	 <p>The screenshot shows a form field for 'Initial Score:' with a dropdown arrow. The label is highlighted with a red box.</p>																																										

Kankakee School District 111 – Kankakee, Illinois Skyward

Highlight the **Intervention Scores** and click the **Select** button

Code	Numeric Value	Description
0	0	0
01	1.00	01
02	2.00	02
03	3.00	03
04	4.00	04
05	5.00	05
06	6.00	06
07	7.00	07
08	8.00	08
09	9.00	09
10	10	10
100	100	100
1000	1000	1000
1001	1001	1001

Select the **Target Value** from the drop-down or the link area.

Highlight the **Intervention Scores** and click the **Select** button

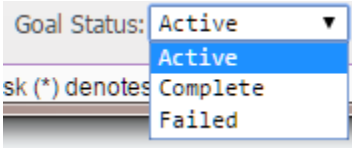
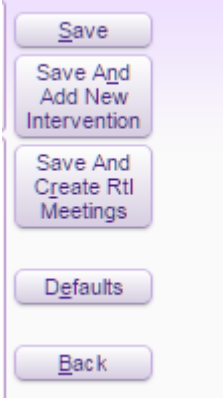

Code	Numeric Value	Description
0	0	0
01	1.00	01
02	2.00	02
03	3.00	03
04	4.00	04
05	5.00	05
06	6.00	06
07	7.00	07
08	8.00	08
09	9.00	09
10	10	10
100	100	100
1000	1000	1000
1001	1001	1001
1002	1002	1002

Goal Notes:

Maximum characters: 2000, Remaining characters: 2000

Add the **Goal Notes**. You have **2000** characters available in this area.

Kankakee School District 111 – Kankakee, Illinois Skyward

<p>Enter the Goal Status. There are 3 options to select from: Active, Complete, and Failed.</p>	
<p>You can now complete the process. Click Save, Save And Add New Intervention, or Save And Create RTI Meetings.</p>	
<p>If you are going to enter an Instructional Strategy, at the beginning of the process, you will need to check the Instructional Strategy checkbox.</p>	

Kankakee School District 111 – Kankakee, Illinois Skyward

Intervention Details

☒ Instructional Strategy

Entity: 209 - Steuben Elementary School

1 * Criteria Type: MGB Missing Gradebook Assignment/Event

2 * Criteria Group: MAT Math Interventions

3 * Area: EAE Expression and Equations

4 * Tier: 1

5 Status: Open

6 Provider:

7 Notes:

Maximum characters: 2000, Remaining characters: 2000

8 Student Strengths:

Maximum characters: 2000, Remaining characters: 2000

9 Student Weaknesses:

Maximum characters: 2000, Remaining characters: 2000

* Referral Person:

For **Instructional Strategies**, you follow the same process that you follow for an Intervention:

1. **Criteria Type**
2. **Criteria Group**
3. **Area**
4. **Tier**
5. **Status**
6. **Provider**
7. **Notes**
8. **Strengths**
9. **Weaknesses**

Please be sure to fill out all of the areas.

After you have completed these areas, click the **Save** or **Save And Add New Intervention** button.

Save

Save And Add New Intervention

Defaults

Kankakee School District 111 – Kankakee, Illinois Skyward

The following are additional resources that are available for download:

Intervention Letter to Parent:

Date: _____

Dear Parent/Guardians of _____:

Kankakee School District believes in providing the highest quality of education for our students. We are pleased to be able to provide Multi-Tiered Systems of Support Services (MTSS) for your child. MTSS is a systematic approach to improve results in academic and/or behavioral areas for all students. MTSS requires that students are Universally Screened three times a year. Using the results of the screening, classroom performance and teacher/parent input students are placed in one of the following tiers.

- Tier One- Teachers will use a variety of instructional strategies within the core curriculum to address all student educational/behavioral needs
- Tier Two- Students who demonstrate the need for additional support will receive instruction using research-based interventions matched to the area of student need
- Tier Three- Students who continue to struggle to meet goals will be provided with more intense and frequent intervention services that may include specialized programs or materials

Your child will be placed in (name of intervention program/group) starting on (date) to work on the following (skill).

During the school year the staff will continue to monitor the progress of your child and you will be notified of the results and recommendations.

If you have any questions please contact (child's teacher) at (phone number).

Thank-you for your continued investment in your child's school success.

You can access this document in the following Shared Folder:

https://drive.google.com/drive/folders/1WvtZ45_Ph2z5h0wjIsHT5y1ao6W3t_e?usp=sharing

**Kankakee School District 111 – Kankakee, Illinois
Skyward**

Academic Intervention Log:

Academic Intervention Log

Student Name: _____ Target/Skill Area: _____

Date:	Duration:	Researched Intervention:	Staff Member:	# of Students in Group	Notes from the intervention sessions
Ex: 2/28/17	30 minutes	Literacy Tool Kit Lesson Card 1: Consonants	Mrs. Gibson	5 (Walker, Brown, White, Smith, Hughes)	

You can access this document in the following Shared Folder:

https://drive.google.com/drive/folders/1WvtZ45_Ph2z5h0wjJsHT5y1ao6W3t_e?usp=sharing

Kankakee School District 111 – Kankakee, Illinois Skyward

Parent IPS Letter:

Date:

Dear Parent or Guardian of Kankakee 111 Student,

In an effort to help District 111 students achieve at the highest level possible and to be at their best academically, socially, and behaviorally, we use Multi-Tiered Systems of Support (MTSS). As part of this system, when a student is not responding to interventions, we meet as a team to develop more individualized interventions to support the student.

Your child has been brought to the attention of the MTSS Team. They will be meeting to discuss how to better support your child's learning. Your knowledge of your child is of great value to helping us support them. Your input and support is important.

Research shows that when students receive research based interventions, students make progress. With interventions students become more connected to school, increase their self-esteem and helps them succeed in school. Working together, we can achieve their greatest potential.

Date:

Time:

Place:

Please feel free to contact me if you have any questions.

Name:

Telephone:

You can access this document in the following Shared Folder:

https://drive.google.com/drive/folders/1WvtZ45_Ph2z5h0wjJsHT5y1ao6W3t_e?usp=sharing

